

# Arizona Public Media

(A Division of the University of Arizona)

Years Ended June 30, 2024 and  
2023

# Arizona Public Media

(A Division of the University of Arizona)

Years Ended June 30, 2024 and 2023

## CONTENTS

Message from the Chief Executive Officer	1
Independent auditors' report	2 - 4
Management's discussion and analysis	5 - 11
Financial statements:	
Statements of net position	13
Statements of revenues, expenses and changes in net position	14
Statements of cash flows	15 - 16
Notes to financial statements	17 - 43
Required supplementary information:	
Schedule of AZPM's proportionate share of the net pension liability - Arizona State Retirement System	45
Schedule of pension contributions - Arizona State Retirement System	46
Schedule of AZPM's proportionate share of the total OPEB liability - Arizona Department of Administration	47
Supplementary information to the financial statements:	
Statement of functional expenses by station - 2024	49
Statement of functional expenses by station - 2023	50



## A Message from the Chief Executive Officer

Throughout FY2024, AZPM remained committed to its legacy of engaging, impactful, and highly visual storytelling focused on local and regional issues. AZPM staff received 32 individual regional Emmy® award nominations for 15 projects across 10 categories. Of those nominations, AZPM staff received 11 individual awards for five projects across five categories, the most project wins of any public media organization in the region. The Radio Television Digital News Association (RTDNA) honored AZPM with its third national Edward R. Murrow Award for its news documentary *Water Harvester: Invitation to Abundance*, and nine regional awards for journalistic excellence. Among the regional Edward R. Murrow winners, *The Buzz's* innovative, three-part interview series, *El Tour de Mayor*, also received accolades from the Public Media Journalists Association and the National Educational Telecommunications Association.



Original content for and about Southern Arizona continues to be a priority. In addition to its regular television, radio, and digital productions, AZPM launched a new cross-platform series focusing on the local housing crisis. *Arizona Illustrated*, *The Buzz*, *AZPM News Daily*, and the *AZPM News* team joined forces in *Where to Live?* that examined the many barriers to finding secure, affordable housing. AZPM's new original documentary, *OSIRIS-REx: To Bennu and Back*, showcased every captivating element of this remarkable deep-space journey through exclusive footage and interviews with the team who led the historic mission. AZPM expanded its news coverage to help meet the demand for quality local reporting with the addition of several seasoned journalists and partnerships with public media outlets statewide. Its newest podcast, *AZPM News Daily*, features the latest headlines, in-depth stories, and issues that affect Arizonans.

Digital engagement continued to reflect an audience migration to online platforms. Audiences on AZPM Passport rose by 23% in FY24 over FY23, with users spending 30% more time watching. AZPM maintained a vigorous web presence, featuring relevant in-depth news stories and new seasons of original podcasts. Among those, *Tapped*, which examines the wider economic and environmental impact of the region's water crisis, attracted national and international audiences, with segments featured on CNN and NPR's *All Things Considered Weekend*.

Advancing AZPM's technology was also a top priority in FY24. In partnership with NBC/Telemundo, AZPM launched *ATSC 3.0/NextGen TV*, a new television broadcast standard designed to provide higher audio and video quality, improved efficiency, robust reception, and increased accessibility, personalization, and interactivity. Viewers with *NextGen TV* sets will now be able to receive AZPM's PBS 6 featuring video in 4K with High Dynamic Range (HDR), the first public television in the country to offer this level of service.

In January, construction began on AZPM's new facility, The Paul & Alice Baker Center for Public Media. The 100% donor-funded facility will offer a broad array of social, educational, and economic benefits, such as improved community accessibility, higher production standards, on-the-job training with cutting-edge technology for University students, and increased productivity and collaboration for AZPM's talented staff. The facility will serve as a bridge between the University of Arizona and the broader community, amplifying local voices, showcasing the region's rich cultural diversity, and connecting the University's academic expertise with community needs and interests.

Provided as a community service of the University of Arizona, AZPM is a widely respected public media organization that remains highly ranked among its national peers. Community investment makes it possible for AZPM to offer award-winning acquired and original programming, public engagement events, and on-the-job training opportunities for University of Arizona students.

Thank you for your continued support.

Sincerely,



## Independent Auditors' Report

Board of Directors and Management  
Arizona Public Media  
Tucson, Arizona

### **Report on the Audit of the Financial Statements**

#### ***Opinion***

We have audited the accompanying financial statements of Arizona Public Media, a division of the University of Arizona, as of June 30, 2024 and 2023 and for the years then ended, and the related notes to the financial statements which collectively comprise the Arizona Public Media's basic financial statements as listed in the table of contents.

In our opinion, the financial statements referred to above present fairly, in all material respects, the respective financial position of Arizona Public Media, as of June 30, 2024 and 2023, and the respective changes in financial position for the years then ended in accordance with accounting principles generally accepted in the United States of America.

#### **Basis for Opinion**

We conducted our audits in accordance with auditing standards generally accepted in the United States of America. Our responsibilities under those standards are further described in the Auditors' Responsibilities for the Audit of the Financial Statements section of our report. We are required to be independent of Arizona Public Media and to meet our other ethical responsibilities in accordance with the relevant ethical requirements relating to our audits. We believe that the audit evidence we have obtained is sufficient and appropriate to provide a basis for our audit opinion.

#### **Responsibilities of Management for the Financial Statements**

Management is responsible for the preparation and fair presentation of the financial statements in accordance with accounting principles generally accepted in the United States of America, and for the design, implementation, and maintenance of internal control relevant to the preparation and fair presentation of financial statements that are free from material misstatement, whether due to fraud or error.

In preparing the financial statements, management is required to evaluate whether there are conditions or events, considered in the aggregate, that raise substantial doubt about Arizona Public Media's ability to continue as a going concern within one year after the date that the financial statements are available to be issued.

## **Auditors' Responsibilities for the Audit of the Financial Statements**

Our objectives are to obtain reasonable assurance about whether the financial statements as a whole are free from material misstatement, whether due to fraud or error, and to issue an auditors' report that includes our opinion. Reasonable assurance is a high level of assurance but is not absolute assurance and therefore is not a guarantee that an audit conducted in accordance with generally accepted auditing standards will always detect a material misstatement when it exists. The risk of not detecting a material misstatement resulting from fraud is higher than for one resulting from error, as fraud may involve collusion, forgery, intentional omissions, misrepresentations, or the override of internal control. Misstatements are considered material if there is a substantial likelihood that, individually or in the aggregate, they would influence the judgment made by a reasonable user based on the financial statements.

In performing an audit in accordance with generally accepted auditing standards, we:

- Exercise professional judgment and maintain professional skepticism throughout the audit.
- Identify and assess the risks of material misstatement of the financial statements, whether due to fraud or error, and design and perform audit procedures responsive to those risks. Such procedures include examining, on a test basis, evidence regarding the amounts and disclosures in the financial statements.
- Obtain an understanding of internal control relevant to the audit in order to design audit procedures that are appropriate in the circumstances, but not for the purpose of expressing an opinion on the effectiveness of Arizona Public Media's internal control. Accordingly, no such opinion is expressed.
- Evaluate the appropriateness of accounting policies used and the reasonableness of significant accounting estimates made by management, as well as evaluate the overall presentation of the financial statements.
- Conclude whether, in our judgment, there are conditions or events, considered in the aggregate, that raise substantial doubt about Arizona Public Media's ability to continue as a going concern for a reasonable period of time.

We are required to communicate with those charged with governance regarding, among other matters, the planned scope and timing of the audit, significant audit findings, and certain internal control related matters that we identified during the audit.

### ***Required Supplementary Information***

Accounting principles generally accepted in the United States of America require that the management's discussion, and the pension and other post employment benefit (OPEB) plan information, as listed in the table of contents, be presented to supplement the basic financial statements. Such information is the responsibility of management and, although not a part of the basic financial statements, is required by the Governmental Accounting Standards Board, who considers it to be an essential part of financial reporting for placing the basic financial statements in an appropriate operational, economic, or historical context. We have applied certain limited procedures to the required supplementary information in accordance with auditing standards generally accepted in the United States of America, which consisted of inquiries of management about the methods of preparing the information and comparing the information for consistency with management's responses to our inquiries, the basic financial statements, and other knowledge we obtained during our audit of the basic financial statements. We do not express an opinion or provide any assurance on the information because the limited procedures do not provide us with sufficient evidence to express an opinion or provide any assurance.

**Supplementary Information**

Our audit was conducted for the purpose of forming an opinion on the financial statements that collectively comprise Arizona Public Media’s basic financial statements. The message from the General Manager and statements of functional expenses by station are presented for purposes of additional analysis and are not a required part of the basic financial statements. Such information is the responsibility of management and was derived from and relates directly to the underlying accounting and other records used to prepare the basic financial statements.

The message from the General Manager has not been subjected to the auditing procedures applied in the audit of the financial statements and, accordingly, we do not express an opinion or provide any assurance on it.

The statements of functional expenses by station are the responsibility of management and were derived from and relate directly to the underlying accounting and other records used to prepare the financial statements. Such information has been subjected to the auditing procedures applied in the audit of the financial statements and certain additional procedures, including comparing and reconciling such information directly to the underlying accounting and other records used to prepare the financial statements or to the financial statements themselves, and other additional procedures in accordance with auditing standards generally accepted in the United States of America. In our opinion, the statements of functional expenses by station are fairly stated, in all material respects, in relation to the financial statements as a whole.

*BeachFleischman PLLC*

Tucson, Arizona  
December 16, 2024

**Arizona Public Media**  
**(A Division of the University of Arizona)**

**Management's Discussion and Analysis**

Years Ended June 30, 2024 and 2023

***INTRODUCTION AND REPORTING ENTITY***

The following discussion and analysis provides an overview of the financial position and activities of Arizona Public Media (AZPM), a division of the University of Arizona (the University or U of A), for the years ended June 30, 2024 and 2023.

This discussion has been prepared by management and should be read in conjunction with the financial statements and the accompanying notes, which follow this section.

***USING THE FINANCIAL STATEMENTS***

The financial statements include three statements: the Statements of Net Position; the Statements of Revenues, Expenses and Changes in Net Position; and the Statements of Cash Flows.

The Statement of Net Position presents the financial position of AZPM at the end of the fiscal year and includes all assets, deferred outflows, liabilities, and deferred inflows of AZPM. Assets and liabilities are classified as either current or noncurrent. Current liabilities are obligations that will be paid within one year of the statement date. Current assets are those resources available to satisfy current liabilities. The difference between total assets and deferred outflows and total liabilities and deferred inflows, referred to as net position, is one indicator of the financial condition of AZPM. Generally, assets and liabilities are measured using current values. One notable exception is capital assets, which are stated at historic cost less an allowance for depreciation.

The Statement of Revenues, Expenses and Changes in Net Position provides information about AZPM's financial activities during the year. Revenues and expenses are classified as either operating or nonoperating, and all changes in net position categories are reported, including capital contributions and additions or reductions to endowments. As a University licensee, general appropriations from the University, along with contributions and investment income are considered nonoperating revenues. Therefore, as a result of these standards, AZPM will typically appear to operate at a loss. By comparison, the total change in net position is a better indicator of whether the overall financial condition has improved or worsened during the year.

The Statement of Cash Flows reflects the inflows and outflows of cash and cash equivalents during the year. It shows the various cash activities by type, reconciling the beginning cash and cash equivalents amount to the ending cash and cash equivalents amount, which is shown on the Statement of Net Position. In addition, this statement reconciles cash flows from operating activities to operating loss on the Statement of Revenues, Expenses and Changes in Net Position.

**Arizona Public Media**  
(A Division of the University of Arizona)

**Management's Discussion and Analysis (continued)**

Years Ended June 30, 2024 and 2023

**CONDENSED FINANCIAL STATEMENT INFORMATION**

**Statement of Net Position**

A summarized comparison of AZPM's assets, deferred outflows of resources, liabilities, deferred inflows of resources and net position at June 30, 2024 and 2023 is as follows:

	<u>2024</u>	<u>2023</u>
Assets		
Current assets	\$ 47,623,633	\$ 48,767,879
Noncurrent assets other than capital assets	10,148,928	9,449,646
Capital assets, net	<u>17,423,459</u>	<u>6,901,281</u>
Total assets	<u>75,196,020</u>	<u>65,118,806</u>
Total deferred outflows of resources	<u>942,762</u>	<u>982,754</u>
Liabilities		
Current liabilities	2,868,017	932,455
Noncurrent liabilities	<u>4,789,389</u>	<u>4,927,182</u>
Total liabilities	<u>7,657,406</u>	<u>5,859,637</u>
Total deferred inflows of resources	<u>1,615,667</u>	<u>1,210,558</u>
Net position		
Investment in capital assets	17,423,459	6,901,281
Restricted - nonexpendable	5,147,916	5,006,812
Restricted - expendable	21,888,737	22,771,984
Unrestricted	<u>22,405,597</u>	<u>24,351,288</u>
Total net position	<u>\$ 66,865,709</u>	<u>\$ 59,031,365</u>

For the year ended June 30, 2024, total net position increased by \$7,834,344, or 13.3%, which is mainly due to the the capital campaign for a new facility of \$4,888,910 and receivables of \$1,066,982. Operating and Non-Operating Revenue exceeded expenses by \$1,878,452.

Planned use for the \$22,405,597 unrestricted net assets is as follows:

Facility Construction Reserve	\$8,394,400
KUUA St Johns FM	910,400
KUAE Safford FM	384,000
KUAZ 1550 AM from Cortaro Rt. to Rita Ranch	900,000
Cash Reserve	6,000,000

For the year ended June 30, 2023, total net position increased by \$9,036,345, or 18.1%, which is mainly due to the launch of a capital campaign for a new facility of \$5,847,127 and receivables of \$3,760,814. Operating and Non-Operating Revenue exceeded expenses by \$3,189,218 which includes a reduction in Pension and OPEB expense of \$679,071.



**Arizona Public Media**  
(A Division of the University of Arizona)

**Management's Discussion and Analysis (continued)**

Years Ended June 30, 2024 and 2023

**CONDENSED FINANCIAL STATEMENT INFORMATION (CONTINUED)**

**Statement of Net Position (Continued)**

Planned use for the \$30,429,384 unrestricted net assets is as follows:

Facility Construction Reserve	\$19,500,000
Tumamoc transition to community Tower	1,500,000
KUAZ 1550 AM from Cortaro Rd. to Rita Ranch	900,000
Cash Reserve	8,529,384

Current assets consist primarily of cash and cash equivalents, short-term investments, receivables and prepaid expenses. Current liabilities consist primarily of accounts payable, accrued liabilities and unearned revenue. Current assets are sufficient to meet current obligations.

**Statement of Revenues, Expenses and Changes in Net Position**

A summarized comparison of AZPM's operations for the years ended June 30, 2024 and 2023 is as follows:

	<u>2024</u>	<u>2023</u>
Operating revenues:		
Grants and contracts	\$ 8,000	\$ -
Auxiliary enterprises	1,048,400	1,023,428
Total operating revenues	<u>1,056,400</u>	<u>1,023,428</u>
Operating expenses:		
Program services:		
Programming and production	6,234,327	5,353,371
Broadcasting	1,836,229	1,960,491
Public information and promotion	846,639	647,268
Support services:		
Management and general	1,419,910	1,378,070
Fundraising and membership development	3,811,866	3,326,248
Total operating expenses	<u>14,148,971</u>	<u>12,665,448</u>
Operating loss	<u>(13,092,571)</u>	<u>(11,642,020)</u>
Nonoperating revenues:		
General appropriation from the University	708,743	950,922
Donated facilities and administrative support from the University	1,819,839	1,596,082
Corporation for Public Broadcasting grants	2,462,387	2,018,853
Subscription and membership income	5,074,758	5,125,866
Business and underwriting	1,482,884	1,404,744
Other gifts and nonoperating revenues	3,422,412	3,734,771
	<u>14,971,023</u>	<u>14,831,238</u>
Increase in net position before capital additions	1,878,452	3,189,218
Capital grants, gifts and conveyances	5,955,892	5,847,127
Increase in net position	<u>\$ 7,834,344</u>	<u>\$ 9,036,345</u>

**Arizona Public Media**  
**(A Division of the University of Arizona)**

**Management's Discussion and Analysis (continued)**

Years Ended June 30, 2024 and 2023

**CONDENSED FINANCIAL STATEMENT INFORMATION (CONTINUED)**

**Statement of Revenues, Expenses and Changes in Net Position (Continued)**

**Operating revenues and expenses** - In fiscal year 2024, AZPM's operating revenues increased by \$32,972, or 3.2% over fiscal year 2023, which is due to an increase in outside production.

In fiscal year 2023, AZPM's operating revenues increased by \$135,055, or 11.7% over fiscal year 2022, which is due to an increase in outside production.

In fiscal year 2024, operating expenses increased by \$1,483,523, or 11.7%. Program services, which consist of programming and production, broadcasting, and public information and promotion expenses, increased approximately \$956,065, or 12.0%. Supporting services, which consist of management and general and fundraising and membership development expenses, increased approximately \$527,458, or 11.2%. For Supporting services, this is mainly due to an increase in development fees and expenses associated with the revenue received in support of the capital campaign as well as changes in AZPM's portion of pension and OPEB expenses.

In fiscal year 2023, operating expenses decreased by \$73,118, or 0.6%. Program services, which consist of programming and production, broadcasting, and public information and promotion expenses, decreased approximately \$278,394, or 3.4%. Supporting services, which consist of management and general and fundraising and membership development expenses, increased approximately \$205,276, or 4.6%. For Supporting services, this is mainly due to an increase in development fees associated with the revenue received in support of the capital campaign.

**Nonoperating revenues** – In fiscal year 2024, nonoperating revenues increased approximately \$139,785, or 0.9%. The general appropriation from the University decreased approximately \$242,179, or 25.5%, this was due to a re-allocation of funds for centralized positions. Donated facilities and administrative support (indirect administrative support) provided by the University increased by \$223,757, or 14.0%, which is the result of an increase in the direct expense base for the calculation. The value is calculated using the Corporation for Public Broadcasting's (CPB) IAS Standard Method, which is a new method implemented in fiscal year 2020. CPB grants increased by \$443,534, or 22.0%. Community Service Grants are calculated by CPB based on the pool that is allocated to CPB from Congress. In addition to the base grants, an allocation is made based on a station's non-federal financial support. Subscription and membership revenue decreased by \$51,108, or 1.0%, which is primarily due to donor fatigue related to the capital campaign. Business and underwriting revenue increased \$78,140, or 5.6%, as a result of the effects of adding streaming service platforms and continued recovery from COVID 19. Other gifts and nonoperating revenues decreased by approximately \$312,359, or 8.4%, which is mainly due to decreased additions to endowments and major gifts that were used for match during pledge are recognized as Subscription and Membership based on CPB guidelines.

**Arizona Public Media**  
(A Division of the University of Arizona)

**Management's Discussion and Analysis (continued)**

Years Ended June 30, 2024 and 2023

**CONDENSED FINANCIAL STATEMENT INFORMATION (CONTINUED)**

***Statement of Revenues, Expenses and Changes in Net Position (Continued)***

In fiscal year 2023, nonoperating revenues increased approximately \$77,189, or 0.5%. The general appropriation from the University decreased approximately \$105,570, or 10.0%, this was due to a re-allocation of funds for centralized positions. Donated facilities and administrative support (indirect administrative support) provided by the University decreased by \$94,277, or 5.6%, which is the result of a decrease in the direct expense base for the calculation. The value is calculated using the Corporation for Public Broadcasting's (CPB) IAS Standard Method which is a new method implemented in Fiscal Year 2020. CPB grants increased by \$210,539, or 11.6%. Community Service Grants are calculated by CPB based on the pool that is allocated to CPB from Congress. In addition to the base grants, an allocation is made based on a station's non-federal financial support. Subscription and membership revenue increased by \$477,699, or 10.3%, which is primarily due to continued growth of the sustainer giving campaign and matching gifts utilized during pledge. Business and underwriting revenue increased \$120,409, or 9.4%, as a result of the effects of business recovery coming out of COVID 19. Other gifts and nonoperating revenues decreased by approximately \$531,611, or 12.5%, which is mainly due to decreased additions to endowments and major gifts that were used for match during pledge are recognized as Subscription and Membership based on CPB guidelines.

***Capital Assets and Debt Analysis***

AZPM had \$17,423,459 and \$6,901,281 in capital assets, net of accumulated depreciation, at June 30, 2024 and 2023. Investment in capital assets increased by \$10,522,178 which is due to the commencement of the Paul and Alice Baker Center for Public Media. Construction is expected to be completed in the fall of 2025. Title to these assets resides with the University, which allocates custody of the assets to AZPM for its operational needs.

AZPM does not separately issue long-term debt and is not currently engaged in any long-term financing transactions.

***Contacting AZPM***

This management report is designed to provide a general overview of AZPM's finances and to show AZPM's accountability for the revenue it received. If you have other questions on this report or need additional information, contact the Chief Financial Officer at Arizona Public Media, P.O. Box 210067, Tucson, AZ 85721 or call (520)-621-5828.

**Arizona Public Media**  
**(A Division of the University of Arizona)**

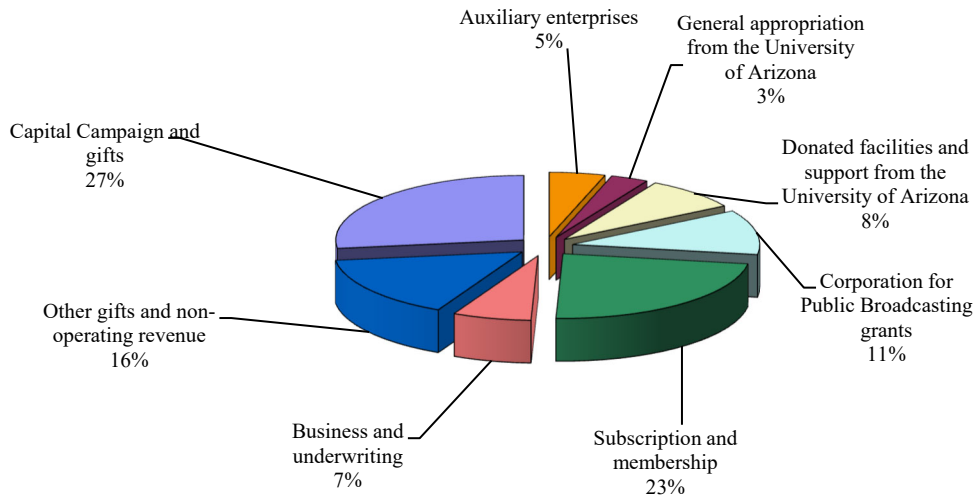
**Management's Discussion and Analysis (continued)**

Years Ended June 30, 2024 and 2023

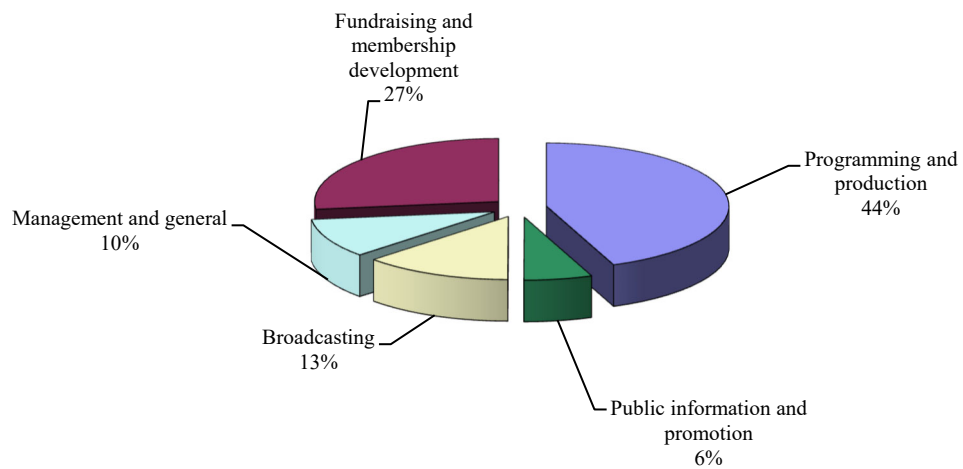
**CONDENSED FINANCIAL STATEMENT INFORMATION (CONTINUED)**

The following graphs illustrate the operating and non-operating revenues and expenses for the year ended June 30, 2024.

**Operating and Non-operating Revenues**



**Operating and Non-operating Expenses**



**Arizona Public Media**  
**(A Division of the University of Arizona)**

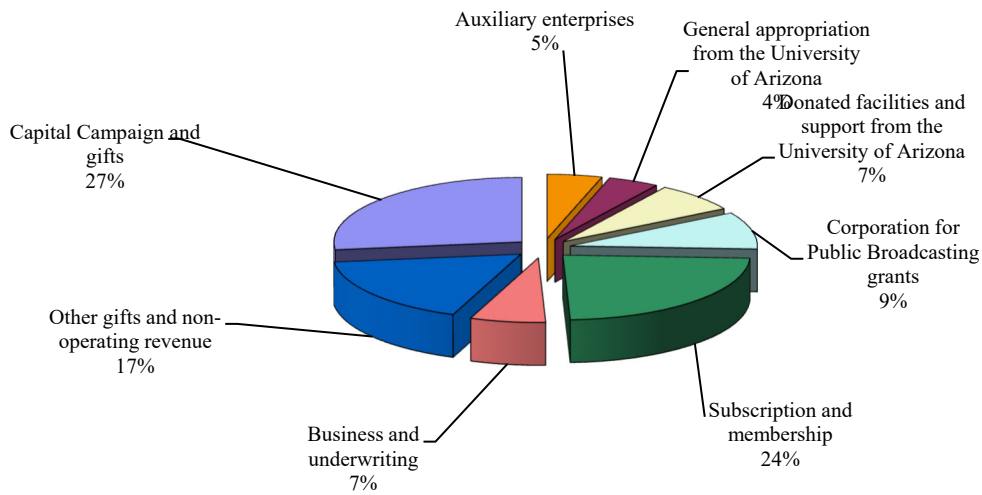
**Management's Discussion and Analysis (continued)**

Years Ended June 30, 2024 and 2023

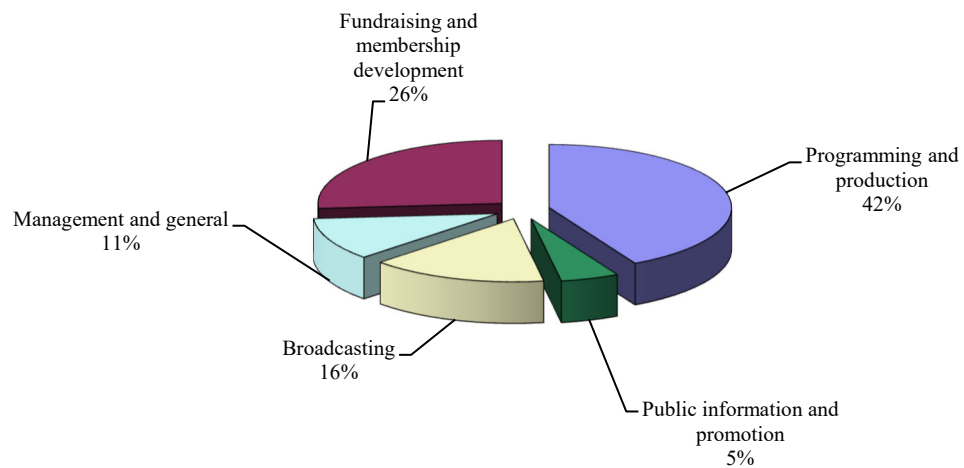
**CONDENSED FINANCIAL STATEMENT INFORMATION (CONTINUED)**

The following graphs illustrate the operating and non-operating revenues and expenses for the year ended June 30, 2023.

**Operating and Non-operating Revenues**



**Operating and Non-operating Expenses**



## **Basic Financial Statements**

**Arizona Public Media**  
(A Division of the University of Arizona)

**Statements of Net Position**

June 30, 2024 and 2023

	2024	2023
<b>Assets and Deferred Outflows of Resources</b>		
Current assets:		
Cash and cash equivalents	\$ 44,476,932	\$ 46,368,376
Accounts receivable, net	1,517,944	1,421,723
Pledges receivable - capital campaign, net	1,524,918	747,842
Prepaid expenses	103,839	229,938
Total current assets	47,623,633	48,767,879
Capital assets, non-depreciable	14,965,488	4,212,904
Capital assets, depreciable net	2,457,971	2,688,377
Net OPEB assets	89,042	-
Pledges receivable - capital campaign, net of current portion	3,297,599	2,828,272
Endowment investments	6,730,879	6,549,682
Other assets	31,408	71,692
Total assets	75,196,020	65,118,806
Deferred outflows of resources:		
Deferred outflows related to pensions	528,395	611,055
Deferred outflows related to OPEB	414,367	371,699
Total deferred outflows of resources	942,762	982,754
Total assets and deferred outflows of resources	\$ 76,138,782	\$ 66,101,560
<b>Liabilities, Deferred Inflows of Resources and Net Position</b>		
Current liabilities:		
Accounts payable	\$ 2,221,313	\$ 262,496
Accrued expenses and other liabilities	631,375	646,507
Current portion of defined contribution plans liability	15,329	23,452
Total current liabilities	2,868,017	932,455
Defined contribution plans liability	55,615	28,113
Net pension liability	4,024,696	3,851,712
Net OPEB liability	709,078	1,047,357
Total liabilities	7,657,406	5,859,637
Deferred inflows of resources:		
Deferred inflows related to pensions	149,164	202,450
Deferred inflows related to OPEB	1,466,503	1,008,108
Total deferred inflows of resources	1,615,667	1,210,558
Contingencies		
Net position:		
Investment in capital assets	17,423,459	6,901,281
Restricted:		
Nonexpendable - endowments	5,147,916	5,006,812
Expendable - station programs/projects	21,888,737	22,771,984
Unrestricted	22,405,597	24,351,288
Total net position	66,865,709	59,031,365
Total liabilities, deferred inflows of resources, and net position	\$ 76,138,782	\$ 66,101,560

See notes to financial statements.

**Arizona Public Media**  
(A Division of the University of Arizona)

**Statements of Revenues, Expenses and Changes in Net Position**

Years Ended June 30, 2024 and 2023

	<u>2024</u>	<u>2023</u>
Operating revenues:		
Grants and contracts	\$ 8,000	\$ -
Auxiliary enterprises	<u>1,048,400</u>	<u>1,023,428</u>
Total operating revenues	<u>1,056,400</u>	<u>1,023,428</u>
Operating expenses:		
Program services:		
Programming and production	6,234,327	5,353,371
Broadcasting	1,836,229	1,960,491
Public information and promotion	846,639	647,268
Support services:		
Management and general	1,419,910	1,378,070
Fundraising and membership development	<u>3,811,866</u>	<u>3,326,248</u>
Total operating expenses	<u>14,148,971</u>	<u>12,665,448</u>
Operating loss	<u>(13,092,571)</u>	<u>(11,642,020)</u>
Nonoperating revenues:		
General appropriation from the University	708,743	950,922
Donated facilities and administrative support from the University	1,819,839	1,596,082
Corporation for Public Broadcasting grants	2,462,387	2,018,853
Subscription and membership income	5,074,758	5,125,866
Business and underwriting	1,482,884	1,404,744
Legacies and bequests	2,573,278	2,463,463
Other gifts and contributions	18,142	428,463
Investment income, net	661,734	636,062
Other nonoperating revenues	<u>169,258</u>	<u>206,783</u>
Nonoperating revenues	<u>14,971,023</u>	<u>14,831,238</u>
Increase in net position before capital additions	1,878,452	3,189,218
Capital grants, gifts and conveyances	<u>5,955,892</u>	<u>5,847,127</u>
Increase in net position	7,834,344	9,036,345
Net position, beginning of year	<u>59,031,365</u>	<u>49,995,020</u>
Net position, end of year	<u>\$ 66,865,709</u>	<u>\$ 59,031,365</u>

See notes to financial statements.



**Arizona Public Media**  
(A Division of the University of Arizona)

**Statements of Cash Flows**  
Years Ended June 30, 2024 and 2023

	2024	2023
Cash flows from operating activities:		
Grants and contracts receipts	\$ 8,000	\$ -
Auxiliary enterprise receipts	1,038,142	1,028,882
Payments for salaries, wages and benefits	(6,444,304)	(6,309,252)
Payments to suppliers	(5,142,575)	(5,591,738)
Net cash used in operating activities	(10,540,737)	(10,872,108)
Cash flows from noncapital financing activities:		
General appropriations from the University Corporation for Public Broadcasting grants	708,743	950,922
Gifts and grants for other than capital purposes	2,462,387	2,018,853
Net cash provided by noncapital financing activities	7,979,328	5,966,458
	11,150,458	8,936,233
Cash flows from capital financing activities:		
Capital grants and gifts received	5,955,892	5,847,126
Purchases of capital assets	(8,944,223)	(5,084,778)
Net cash provided by (used in) capital financing activities	(2,988,331)	762,348
Cash flows from investing activities:		
Interest and dividends on investments	487,166	444,833
Net cash provided by investing activities	487,166	444,833
Net decrease in cash and cash equivalents	(1,891,444)	(728,694)
Cash and cash equivalents, beginning	46,368,376	47,097,070
Cash and cash equivalents, ending	\$ 44,476,932	\$ 46,368,376

**Arizona Public Media**  
(A Division of the University of Arizona)

**Statements of Cash Flows (continued)**

Years Ended June 30, 2024 and 2023

	2024	2023
Reconciliation of operating loss to net cash used in operating activities:		
Operating loss	<u>\$ (13,092,571)</u>	<u>\$ (11,642,020)</u>
Adjustments to reconcile operating loss to net cash used in operating activities:		
Depreciation	296,399	296,605
Donated facilities and administrative support	1,819,839	1,596,082
Changes in operating assets and liabilities:		
Accounts receivable	(10,258)	5,457
Prepaid expenses and other assets	166,383	(203,084)
OPEB assets	(89,042)	-
Deferred outflows of resources related to pensions	82,660	226,140
Deferred outflows of resources related to OPEB	(42,668)	135,541
Accounts payable	84,460	(92,478)
Accrued expenses and other liabilities	(15,132)	(153,602)
Defined contribution plans liability	19,379	7,602
Net pension liability	172,984	410,565
Net OPEB liability	(338,279)	(399,629)
Deferred inflows of resources related to pensions	(53,286)	(1,164,232)
Deferred inflows of resources related to OPEB	<u>458,395</u>	<u>104,945</u>
Total adjustments	<u>2,551,834</u>	<u>769,912</u>
Net cash used in operating activities	<u>\$ (10,540,737)</u>	<u>\$ (10,872,108)</u>
Supplemental noncash transactions:		
Unrealized net gains in fair value of investments:		
Quasi-endowments	\$ 40,094	\$ 45,419
Endowments	\$ 124,024	\$ 136,841

**Arizona Public Media**  
**(A Division of the University of Arizona)**

**Notes to Financial Statements**

Years Ended June 30, 2024 and 2023

1. Description of organization and summary of significant accounting policies:

Description of business:

The accounting policies of Arizona Public Media (AZPM or the Organization) conform to accounting principles generally accepted in the United States of America (GAAP) applicable to governmental colleges and universities engaged in business-type activities as promulgated by the Governmental Accounting Standards Board (GASB) and the Financial Reporting Guidelines published by the Corporation for Public Broadcasting (CPB), unless those pronouncements conflict with GASB pronouncements.

Reporting entity:

Arizona Public Media is a division of the University of Arizona (the University), which is provided as a community service. KUAT-TV, KUAT-FM, KUAS-FM and KUAZ/KUAZ-FM (the Stations) are licensed by the Federal Communication Commission (FCC) as noncommercial, educational broadcasting stations. For financial statement purposes, KUAT-TV includes KUAT-TV, KUAS-TV, KUAT-DT, and KUAS-DT, and also provides a production and distribution service, which operates a Broadband Radio Service (BRS), an Education Broadband Service (EBS) and a Multipoint Distribution System (MDS) in conjunction with satellite, microwave and internet services to provide instructional and educational programming services.

The financial statements include all funds directly controlled by Arizona Public Media. Fiscal responsibility remains with the University.

Basis of accounting:

The basis of accounting relates to the timing of the measurements made and determines when revenues and expenses are recognized in the accounts and reported in the financial statements. The financial statements of AZPM are reported using the economic resources measurement focus and are presented on the accrual basis of accounting. Revenues are recognized when earned and expenses are recognized when a liability is incurred, regardless of the timing of the related cash flows. All interdepartmental activity is eliminated.

Estimates and assumptions:

The preparation of financial statements in conformity with GAAP requires management to make estimates and assumptions that affect the reported amounts of assets, deferred outflows of resources, liabilities, and deferred inflows of resources and disclosure of contingent assets and liabilities at the date of the financial statements and the reported amounts of revenues and expenses during the reporting period. Management evaluates its estimates and assumptions on an ongoing basis. Actual results could differ from those estimates and assumptions.

Financial statement presentation:

The financial statements include Statements of Net Position, Statements of Revenues, Expenses and Changes in Net Position and Statements of Cash Flows.

**Arizona Public Media**  
**(A Division of the University of Arizona)**

**Notes to Financial Statements (continued)**

Years Ended June 30, 2024 and 2023

1. Description of organization and summary of significant accounting policies (continued):

Financial statement presentation (continued):

The Statements of Net Position provide information about the assets, deferred outflows of resources, liabilities, deferred inflows of resources and net position at the end of the year. Assets and liabilities are classified as either current or noncurrent. Deferred outflows/inflows of resources are resources that will be consumed or acquired in a future reporting period. Net position is classified according to external restrictions or availability of assets to satisfy obligations. Investment in capital assets represents the cost of capital assets, net of accumulated depreciation. Nonexpendable restricted net position represents gifts received for endowment purposes, the corpus of which may not be expended. Expendable restricted net position represent grants, contracts, gifts and other resources that have been externally restricted for specific purposes. Unrestricted net position includes the remaining amounts of net position, including those that have been designated by management to be used for other than general operating purposes.

The Statements of Revenues, Expenses and Changes in Net Position provide information about AZPM's financial activities during the year. Revenues and expenses are classified as either operating or nonoperating and all changes in net position are reported, including capital contributions and additions to endowments. Generally, revenues generated by AZPM for services are considered to be operating revenues. Other revenues, such as University appropriations and gifts, are not considered generated from operations and are reported as nonoperating revenues. Operating expenses include the gain (loss) on disposal of capital assets.

The Statements of Cash Flows provide information about AZPM's sources and uses of cash and cash equivalents during the year. Increases and decreases in cash and cash equivalents are classified as operating, noncapital financing, capital financing or investing activities.

Cash and cash equivalents:

The Organization's cash and cash equivalents are held by the University and by the University of Arizona Foundation (the Foundation).

Funds held by the University of Arizona:

The University acts as a collection and disbursement agent on behalf of AZPM. Funds held by the University represent the excess of cash collected over cash disbursed and are due on demand. Therefore, these amounts are considered cash and cash equivalents for purposes of reporting cash flows.

Under Arizona state law and Board of Regents' policies, the University may invest its pooled operating funds in certificates of deposit, collateralized repurchase agreements, United States treasury securities, federal agency securities, investment grade corporate bonds, or in the government investment pool administered by the State Treasurer's office. Arizona Revised Statutes requires collateral for deposits at 102 percent of all deposits of the University not covered by federal deposit insurance.

**Arizona Public Media**  
**(A Division of the University of Arizona)**

**Notes to Financial Statements (continued)**

Years Ended June 30, 2024 and 2023

1. Description of organization and summary of significant accounting policies (continued):

Funds held by the University of Arizona Foundation:

Amounts on deposit with the Foundation are cash collected and invested for AZPM by the Foundation. The balance is due to AZPM on demand. Therefore, these amounts are considered cash and cash equivalents for purposes of reporting cash flows.

The Foundation invests such funds in a combination of fixed income securities, government obligations, treasury obligations, cash and cash equivalents, and other federal agency obligations in order to achieve a diversified portfolio.

Fair value measurements:

Fair value is defined as the price to sell an asset between market participants in an orderly exchange in the principal or most advantageous market for that asset. Mutual funds are valued at quoted market prices. The fair value for the commingled funds and qualifying alternative investments is determined based on the investment's net asset value as a practical expedient. Considerable judgment is required in interpreting market data used to develop the estimates of fair value. Accordingly, the estimates presented in the financial statements are not necessarily indicative of the amounts that could be realized in a current market exchange. The use of different market assumptions and estimation methodologies may have a material effect on the estimated fair value.

Accounts receivable:

Accounts receivable consist primarily of pledge receivables and are recognized as revenues in the period the promise is received. Conditional promises to give are recognized when the conditions on which they depend on are substantially met. Unconditional promises to give are recorded at net realizable value.

The carrying amount of accounts receivable is reduced by a valuation allowance that reflects management's best estimate of amounts that will not be collected. The allowance for doubtful accounts is based on management's assessment of the collectibility of specific doubtful accounts and the aging of accounts receivable. Receivables are written off when deemed uncollectible. The Organization has recorded allowances for doubtful accounts of \$379,200 and \$354,300 at June 30, 2024 and 2023.

Pledges receivable - capital campaign:

Unconditional promises to give on the capital campaign are recognized at their estimated net realizable value when notice of the promise is received. The provision for uncollectible pledges is based on management's estimate of current economic factors, applied as a percentage to gross revenues. Promises to give are periodically reviewed for collectibility and written off to the provision at the time of such determination. The Organization has recorded allowances for doubtful accounts of \$187,500 and \$184,700 at June 30, 2024 and 2023.

**Arizona Public Media**  
**(A Division of the University of Arizona)**

**Notes to Financial Statements (continued)**

Years Ended June 30, 2024 and 2023

1. Description of organization and summary of significant accounting policies (continued):

Endowment investments:

Endowment assets have been donated to AZPM and are permanently restricted by the donor. Endowment assets are held and invested by the University and Foundation in an external investment pool at June 30, 2024 and 2023. At June 30, 2024 and 2023, the external investment pool invests in a variety of asset classes, including common stocks, fixed income, foreign investments, private equity and hedge funds. At June 30, 2024 and 2023, the weighted average maturity of investments was approximately four years. The investment pools are not rated.

Investments are carried at fair value and realized and unrealized gains and losses are reflected as nonoperating revenues and expenses in the Statements of Revenues, Expenses and Changes in Net Position.

The following is the spending policy for investments held at the University: Arizona State law permits the University to expend the entire net appreciation of endowment fund investments. The Foundation's Investments Committee is responsible for oversight of the Pool. For fiscal year 2024, the expendable rate was established at 4.25% based on a twelve-quarter rolling average fair value of principal account balances as of December 31, 2022.

The following is the spending policy for investments held at the Foundation: the Foundation's policy is to payout a percentage of the average fair value of the corpus of an endowment at the calendar year-end of the three previous years. When determining the payout rate for endowment funds, the Investment Committee considers actual return on the investments, current payout rate, payout rates established by other University endowments and general economic conditions. For fiscal year 2024, the payout rate was established at 4.25%.

Capital assets, net:

Capital assets, which include transmission, antenna, tower, studio, equipment, furniture, fixtures and equipment, and construction in progress are reported in the financial statements. Capital assets are defined as assets with an initial, individual cost of \$5,000 or more and an estimated useful life in excess of one year. Such assets are recorded at historical cost or estimated historical cost, if actual cost is not available. Donated capital assets are recorded at estimated fair market value at the date of donation.

The costs of normal maintenance and repairs that do not add to the value of the asset or materially extend assets lives are not capitalized. Major outlays for capital assets and improvements are capitalized as projects are constructed.

**Arizona Public Media**  
**(A Division of the University of Arizona)**

**Notes to Financial Statements (continued)**

Years Ended June 30, 2024 and 2023

1. Description of organization and summary of significant accounting policies (continued):

Capital assets, net (continued):

Capital assets are depreciated using the straight-line method over the following estimated useful lives:

Transmission, antenna and tower	15 years
Studio, equipment and furniture, fixtures and equipment (FF&E)	5 - 7 years
Construction in progress	Not depreciated

Estimated useful lives of assets outside of the above classes are based on their estimated useful lives. Interest is capitalized in connection with the construction of major facilities. Capitalized interest is recorded as part of the asset to which it relates and is amortized over the asset's estimated useful life.

Compensated absences:

Compensated absences and compensatory time is earned by employees based on services already rendered and can be accumulated to a specified maximum number of days. Accordingly, these benefits are accrued as a liability in the financial statements for the maximum number of days. Upon termination or retirement, a set number of accrued vacation and compensatory hours will be paid to employees.

Postemployment benefits:

For purposes of measuring the net pension and other postemployment benefits (OPEB) liabilities or assets, deferred outflows of resources and deferred inflows of resources related to pensions and OPEB, and pension and OPEB expense, information about the plan's fiduciary net position and additions to/deductions from the plan's fiduciary net position have been determined on the same basis as they are reported by the plans. For this purpose, benefit payments (including refunds of employee contributions) are recognized when due and payable in accordance with the benefit terms. The plan's investments are reported at fair value.

Revenues and support recognition:

Federal grants, contracts and appropriations and nongovernmental grants and contracts are accounted for as exchange transactions and are recorded as operating revenue when earned. Advances in excess of costs incurred under grants and contracts are deferred and recognized as revenue when the related expense is incurred.

Auxiliary enterprise revenue results mainly from the sale of production services, lease of broadcast rights and video sales of programming. In addition, AZPM contracts certain excess capacity EBS and MDS frequencies and other spectrum to third parties. All such revenue is reported as operating revenues when services have been provided or products have been shipped.

As a division of the University of Arizona, AZPM receives an annual appropriation from the University. The appropriation is reported as nonoperating revenue in the year appropriated.

**Arizona Public Media**  
**(A Division of the University of Arizona)**

**Notes to Financial Statements (continued)**

Years Ended June 30, 2024 and 2023

1. Description of organization and summary of significant accounting policies (continued):

Revenues and support recognition (continued):

Subscription and membership income are considered unconditional promises to give and are reported as unrestricted nonoperating revenues in the period the pledge is made. An allowance is made for uncollectible accounts.

Revenue related to program underwriting is recognized as unrestricted nonoperating revenue in the period the agreement is executed.

Other gifts received for the purpose of supporting programming costs are recognized as nonoperating revenues in the period the promise to give is made. CPB funding is contingent on certain performance factors and, as a result, is recognized as unrestricted nonoperating revenue in the year received. Other gifts are considered to be unrestricted unless specifically restricted by the donor. AZPM records donor-restricted gifts that have not been expended in the current year as restricted net position.

Indirect administrative support from the University consists of allocated institutional support incurred by various other divisions of the University for which AZPM receives benefits. The fair value of this support is recognized in the Statements of Revenues, Expenses and Changes in Net Position as donated facilities and administrative support from the University and also as an expense. For the year ended June 30, 2024 and 2023, indirect support was calculated using the Standard Method. The rate is calculated by dividing the University's indirect costs by its direct costs.

Functional allocation of expenses:

The financial statements report certain categories of expenses that are attributable to one or more program or supporting services and/or one or more stations of the Organization. Those expenses include, but are not limited to, personnel and related costs, other professional services, office expense, travel, printing, supplies, and communications expense. Those costs have been allocated among the program and supporting services on the basis of benefits received as determined by Employee FTE effort.

Income taxes:

The University is tax exempt as an integral part of the State of Arizona and exempt from federal income tax when engaging in activities related to the exempt purpose of state colleges and universities to include: research and discovery, teaching and learning, outreach and public service, and fostering national or international amateur sports competition. However, the University is not exempt from income tax imposed on activities that are substantially unrelated to those exempt purposes. Management is not aware of any activities conducted by AZPM that are subject to unrelated business income tax. Accordingly, no provision is made for income taxes in the accompanying financial statements.



**Arizona Public Media**  
(A Division of the University of Arizona)

**Notes to Financial Statements (continued)**

Years Ended June 30, 2024 and 2023

1. Description of organization and summary of significant accounting policies (continued):

Subsequent events:

The Organization's management has evaluated the events that have occurred subsequent to June 30, 2024 through December 16, 2024, the date that the financial statements were available to be issued. Management has no responsibility to update these financial statements for events and circumstances occurring after this date.

2. Cash and cash equivalents and endowment investments:

The Organization's cash and cash equivalents and investments consist of the following at June 30, 2024 and 2023:

	2024	2023
Cash and cash equivalents		
Held by the University of Arizona	\$ 17,166,163	\$ 24,002,164
Held by the University of Arizona Foundation	27,310,769	22,366,212
	\$ 44,476,932	\$ 46,368,376
Endowment investments:		
Endowment held by the University of Arizona	\$ 2,589,985	\$ 2,527,114
Endowment held by the University of Arizona Foundation	4,140,894	4,022,568
	\$ 6,730,879	\$ 6,549,682

AZPM's cash and investments held with the Foundation represent a portion of the Foundation's investment pool portfolio; however, AZPM's portion is not identified with specific investments. The University of Arizona Foundation's pool invests in U.S. Treasury, U.S. agencies, mutual funds, certificates of deposit, and corporate bonds and equities. A summary of the University's risk policies for deposits and investments follows:

Interest rate risk:

The University does not have a formal policy for interest rate risk.

Custodial credit risk deposits:

In the case of deposits, this is the risk that in the event of bank failure, AZPM's deposits may not be returned. University policy for its operating funds requires all repurchase agreements to be collateralized with government debt securities or cash balances held in the comptroller's demand account. Beyond this requirement and those established by Statute or the Board, the University does not have a policy that specifically addresses custodial risk.

**Arizona Public Media**  
**(A Division of the University of Arizona)**

**Notes to Financial Statements (continued)**

Years Ended June 30, 2024 and 2023

2. Cash and cash equivalents and endowment investments (continued):

Credit risk:

With regard to credit risk, University policy restricts investment of the operating funds to certificates of deposit and collateralized repurchase agreements, U.S. Treasury securities, federal agency securities, investment grade corporate bonds or the government investment pool administered by the State Treasurer's Office. When investing operating funds, University policy requires corporate bonds and notes to be of investment grade quality, rated Baa or higher by Moody's Investors Service, at the time of purchase.

The University does not have a formal policy that specifically addresses credit risk over endowment funds. AZPM endowment funds are held in the Foundation's Endowment Pool, which is not rated. The Foundation's Investment Committee manages the credit risk of the Pool's investments.

Concentration of credit risk:

Other than U.S. Treasury securities and other federal agency securities, which can represent greater than 5% of total investments, University policy limits investment in a single issuer to 5% or less of the fair value of the total portfolio. Except for U.S. Treasury securities, the University does not have an investment in any single issuer that exceeds 5% of the overall portfolio.

3. Fair value measurements:

The Organization measures and categorizes its investments using fair value measurement guidelines established by GAAP. These guidelines establish a three-tier hierarchy of inputs to valuation techniques used to measure fair value, as follows:

Level 1 - Inputs are unadjusted quoted prices for identical assets or liabilities in active markets that the Organization has the ability to access.

Level 2 - Inputs, other than quoted market prices included within Level 1, are observable, either directly or indirectly.

Level 3 - Inputs are unobservable and significant to the fair value measurement.

Other investments at fair value - Investments for which fair value is measured using the practical expedient, net asset value per share (or its equivalent). Due to the inherent uncertainty of these estimates, these values may differ materially from the values that would have been used had a ready market for these investments existed. Investments that are included in this category generally include private fund investment structures and limited party interest, without quoted prices.

**Arizona Public Media**  
(A Division of the University of Arizona)

**Notes to Financial Statements (continued)**

Years Ended June 30, 2024 and 2023

3. Fair value measurements (continued):

At June 30, 2024, the fair value of assets measured on a recurring basis is as follows:

	<u>Fair value</u>	<u>Other investments at fair value</u>	<u>Level 1</u>	<u>Level 2</u>	<u>Level 3</u>
External investment pools:					
Endowment held by University of Arizona	\$ 2,589,985	\$ 2,589,985	\$ -	\$ -	\$ -
Endowment held by the University of Arizona Foundation	<u>4,140,894</u>	<u>4,140,894</u>	<u>-</u>	<u>-</u>	<u>-</u>
	<u>\$ 6,730,879</u>	<u>\$ 6,730,879</u>	<u>\$ -</u>	<u>\$ -</u>	<u>\$ -</u>

At June 30, 2023, the fair value of assets measured on a recurring basis is as follows:

	<u>Fair value</u>	<u>Other investments at fair value</u>	<u>Level 1</u>	<u>Level 2</u>	<u>Level 3</u>
External investment pools:					
Endowment held by University of Arizona	\$ 2,527,114	\$ 2,527,114	\$ -	\$ -	\$ -
Endowment held by the University of Arizona Foundation	<u>4,022,568</u>	<u>4,022,568</u>	<u>-</u>	<u>-</u>	<u>-</u>
	<u>\$ 6,549,682</u>	<u>\$ 6,549,682</u>	<u>\$ -</u>	<u>\$ -</u>	<u>\$ -</u>

The fair value of a participant's portion in the University of Arizona and University of Arizona Foundation's investment pools approximates the value of that participant's pool shares and the participant's shares are not identified with specific investments. The investment pool is not registered with the Securities and Exchange Commission as an investment company and there is no regulatory oversight of its operations. There are no unfunded commitments or redemption restrictions related to these investments.

The University of Arizona and University of Arizona Foundation's investment pool invests primarily in U.S. Treasury, U.S. agencies, mutual funds, certificates of deposit, and corporate bonds and equities.

**Arizona Public Media**  
(A Division of the University of Arizona)

**Notes to Financial Statements (continued)**

Years Ended June 30, 2024 and 2023

4. Accounts receivable, net:

	June 30, 2024				June 30, 2023
	KUAT-TV	KUAT-FM	KUAZ	Total	Total
Subscription and membership	\$ 809,476	\$ 130,219	\$ 306,731	\$ 1,246,426	\$ 1,187,432
Underwriting and business	217,019	21,312	319,031	557,362	504,674
Auxiliary enterprises	92,969	182	205	93,356	83,917
	<u>1,119,464</u>	<u>151,713</u>	<u>625,967</u>	<u>1,897,144</u>	<u>1,776,023</u>
Less allowance for doubtful accounts	<u>247,474</u>	<u>37,492</u>	<u>94,234</u>	<u>379,200</u>	<u>354,300</u>
	<u>\$ 871,990</u>	<u>\$ 114,221</u>	<u>\$ 531,733</u>	<u>\$ 1,517,944</u>	<u>\$ 1,421,723</u>

5. Capital assets:

Capital asset activity for the year ended June 30, 2024 was as follows:

	June 30, 2023	Additions	Retirements	June 30, 2024
Capital assets, non-depreciable:				
Construction in progress - Facility	\$ 4,212,904	\$ 10,530,406	\$ -	\$ 14,743,310
Construction in progress - Equipment	<u>-</u>	<u>222,178</u>	<u>-</u>	<u>222,178</u>
Total capital assets, non-depreciable	<u>4,212,904</u>	<u>10,752,584</u>	<u>-</u>	<u>14,965,488</u>
Capital assets, depreciable:				
Transmission, antenna and tower	3,442,009	-	(6,451)	3,435,558
Studio, equipment, FF&E	<u>6,385,535</u>	<u>65,993</u>	<u>(256,300)</u>	<u>6,195,228</u>
Total depreciable capital assets	<u>9,827,544</u>	<u>65,993</u>	<u>(262,751)</u>	<u>9,630,786</u>
Less accumulated depreciation:				
Transmission, antenna and tower	1,921,467	136,826	(6,451)	2,051,842
Studio, equipment, FF&E	<u>5,217,700</u>	<u>159,573</u>	<u>(256,300)</u>	<u>5,120,973</u>
Total accumulated depreciation	<u>7,139,167</u>	<u>296,399</u>	<u>(262,751)</u>	<u>7,172,815</u>
Total capital assets, depreciable, net	<u>2,688,377</u>	<u>(230,406)</u>	<u>-</u>	<u>2,457,971</u>
Total capital assets, net	<u>\$ 6,901,281</u>	<u>\$ 10,522,178</u>	<u>\$ -</u>	<u>\$ 17,423,459</u>

**Arizona Public Media**  
(A Division of the University of Arizona)

**Notes to Financial Statements (continued)**

Years Ended June 30, 2024 and 2023

5. Capital assets (continued):

Capital asset activity for the year ended June 30, 2023 was as follows:

	<u>June 30, 2022</u>	<u>Additions</u>	<u>Retirements</u>	<u>June 30, 2023</u>
Capital assets, non-depreciable:				
Construction in progress	\$ 554,771	\$ 3,658,133	\$ -	\$ 4,212,904
Total capital assets, non-depreciable	<u>554,771</u>	<u>3,658,133</u>	<u>-</u>	<u>4,212,904</u>
Capital assets, depreciable:				
Transmission, antenna and tower	3,364,763	1,142,902	(1,065,656)	3,442,009
Studio, equipment, FF&E	<u>6,454,800</u>	<u>283,742</u>	<u>(353,007)</u>	<u>6,385,535</u>
Total depreciable capital assets	<u>9,819,563</u>	<u>1,426,644</u>	<u>(1,418,663)</u>	<u>9,827,544</u>
Less accumulated depreciation				
Transmission, antenna and tower	2,849,129	137,994	(1,065,656)	1,921,467
Studio, equipment, FF&E	<u>5,412,096</u>	<u>158,611</u>	<u>(353,007)</u>	<u>5,217,700</u>
Total accumulated depreciation	<u>8,261,225</u>	<u>296,605</u>	<u>(1,418,663)</u>	<u>7,139,167</u>
Total capital assets, depreciable, net	<u>\$ 1,558,338</u>	<u>\$ 1,130,039</u>	<u>\$ -</u>	<u>\$ 2,688,377</u>
Total capital assets, net	<u>\$ 2,113,109</u>	<u>\$ 4,788,172</u>	<u>\$ -</u>	<u>\$ 6,901,281</u>

Depreciation expense totaled \$296,399 and \$296,605 for the years ended June 30, 2024 and 2023 and has been included in program services.

**Arizona Public Media**  
(A Division of the University of Arizona)

**Notes to Financial Statements (continued)**

Years Ended June 30, 2024 and 2023

6. Restrictions on net position:

AZPM receives grants and funding from various sources to be used for operations, production and promotion of certain activities. A summary of the nonexpendable and expendable restricted net position as of June 30, 2024 and 2023 is as follows:

	<u>KUAT-TV</u>	<u>KUAT-FM</u>	<u>KUAZ</u>	<u>June 30, 2024 Total</u>	<u>June 30, 2023 Total</u>
Nonexpendable endowments:					
Radio Production - NEA Challenge	\$ -	\$ 239,624	\$ 239,624	\$ 479,248	\$ 468,520
Bashevdiin Endowment	10,678	-	-	10,678	10,439
Gordon Endowment	28,027	-	-	28,027	27,399
Shandell Endowment	1,027,051	-	-	1,027,051	1,004,062
Raney Endowment	158,197	79,098	79,098	316,393	309,312
Hildebrand Endowment	-	245,009	-	245,009	221,921
Schmidt Endowment	6,108	3,054	3,054	12,216	11,943
Smith Endowment	-	107,405	-	107,405	105,001
Leedy Endowment	114,696	17,399	41,899	173,994	170,100
Koffler Endowment	2,967	1,484	1,484	5,935	5,564
Molter Endowment	33,711	5,032	11,573	50,316	49,189
Green Endowment	-	84,199	84,199	168,398	164,628
Bolton Endowment	902,202	-	-	902,202	882,007
Molter Programming Endowment	205,340	-	-	205,340	200,744
Arizona Public Media Endowment	674,211	100,628	231,445	1,006,284	983,642
Berg Student Support Endowment	39,404	5,881	13,527	58,812	57,496
UAF Stern Endowment	<u>350,608</u>	<u>-</u>	<u>-</u>	<u>350,608</u>	<u>334,845</u>
	<u>3,553,200</u>	<u>888,813</u>	<u>705,903</u>	<u>5,147,916</u>	<u>5,006,812</u>
Expendable - station programs/projects:					
Project reporter	380,781	-	-	380,781	88,312
Facility construction	13,753,344	1,910,276	4,448,872	20,112,492	20,897,077
Local production	1,215,152	-	-	1,215,152	1,203,586
Student support	72,395	10,805	24,852	108,052	513,920
Educational outreach	2	-	-	2	(268)
Great Voices Radio Series support	-	9,323	-	9,323	9,323
Program acquisition/production	5,000	7,742	7,742	20,484	17,583
Operational support excluding administrative costs	36,451	-	-	36,451	36,451
Capital project	<u>6,000</u>	<u>-</u>	<u>-</u>	<u>6,000</u>	<u>6,000</u>
	<u>15,469,125</u>	<u>1,938,146</u>	<u>4,481,466</u>	<u>21,888,737</u>	<u>22,771,984</u>
	<u>\$ 19,022,325</u>	<u>\$ 2,826,959</u>	<u>\$ 5,187,369</u>	<u>\$ 27,036,653</u>	<u>\$ 27,778,796</u>

**Arizona Public Media**  
(A Division of the University of Arizona)

**Notes to Financial Statements (continued)**

Years Ended June 30, 2024 and 2023

7. Investment income, net:

A summary of investment income by station at June 30 is as follows:

	KUAT-TV	KUAT-FM	KUAZ	June 30, 2024 Total	June 30, 2023 Total
Interest and dividends	\$ 351,383	\$ 76,242	\$ 83,671	\$ 511,296	\$ 453,802
Net unrealized gain	104,158	28,193	18,087	150,438	182,260
	<u>\$ 455,541</u>	<u>\$ 104,435</u>	<u>\$ 101,758</u>	<u>\$ 661,734</u>	<u>\$ 636,062</u>

8. Related party transactions:

AZPM receives a portion of its revenues and support from the University in the form of a general appropriation for operation purposes totaling \$708,743 and \$950,922 for the years ended June 30, 2024 and 2023.

AZPM receives administrative support from the University in the form of legal and accounting services, use of facilities, repairs and maintenance, and other administrative support. In addition, facilities not directly related to AZPM stations are owned by the University and used by AZPM. The indirect support value is calculated based on the Standard Method developed by the Corporation for Public Broadcasting. The indirect support, recorded in nonoperating revenues, totaled \$1,819,839 and \$1,596,082 for the years ended June 30, 2024 and 2023.

9. Contingencies:

Funding:

AZPM is subject to audit by its funding agencies. During 2018, AZPM was audited by CPB for the period from July 1, 2014 to June 30, 2016. The outcome of the audit resulted in an immaterial refund due to CPB. Contingent liabilities to other funding agencies, if any, have not been determined at June 30, 2024 and 2023. AZPM's management believes that no such liabilities exist at June 30, 2024 and 2023.

Legal:

From time to time, AZPM may be party to certain pending or threatened lawsuits arising out of or incident to the ordinary course of business for which it carries general liability and other insurance coverages. In the opinion of management and based upon consultation with legal counsel, resolution of any pending or threatened lawsuits will not have a material adverse effect on the AZPM's financial statements.

**Arizona Public Media**  
(A Division of the University of Arizona)

**Notes to Financial Statements (continued)**

Years Ended June 30, 2024 and 2023

10. Retirement plans:

As part of the University, AZPM participates in a cost-sharing, multiple-employer defined benefit pension plan and two defined contribution pension plans.

Defined benefit plan:

The Arizona State Retirement System (ASRS) administers a cost-sharing multiple-employer defined benefit pension plan. Full benefit eligible Classified Staff are required, and full benefit eligible AZPM professionals have the option to participate in the ASRS defined benefit plan. The Arizona State Retirement System Board governs the ASRS according to the provisions of A.R.S. Title 38, Chapter 5, Article 2. ASRS is a component unit of the State of Arizona. The ASRS issues a publicly available financial report that includes its financial statements and required supplementary information. That report may be obtained by visiting [www.azasrs.gov](http://www.azasrs.gov).

Benefits provided - The ASRS provides retirement and survivor benefits. State statute establishes benefits terms. Retirement benefits are calculated on the basis of age, average monthly compensation, and service credit as follows:

	Initial membership date:	
	Before July 1, 2011	On or after July 1, 2011
Years of service and age required to receive benefit	Sum of years and age equals 80 10 years, age 62 5 years, age 50* any years, age 65	30 years, age 55 25 years, age 60 10 years, age 62 5 years, age 50* any years, age 65
Final average salary is based on	Highest 36 consecutive months of last 120 months	Highest 60 consecutive months of last 120 months
Benefit percent per year of service	2.1% to 2.3%	2.1% to 2.3%
*with actuarially reduced benefits		

Retirement benefits for members, who joined the ASRS prior to September 13, 2013, are subject to automatic cost-of-living adjustments based on excess investment earning. Members with a membership date on or after September 13, 2013 are not eligible for cost-of-living adjustments. Survivor benefits are payable upon a member's death. For retired members, the retirement option chosen determines the survivor benefit. For all other members, the beneficiary is entitled to the member's account balance that includes the member's contributions and employer's contributions, plus interest earned.



**Arizona Public Media**  
(A Division of the University of Arizona)

**Notes to Financial Statements (continued)**

Years Ended June 30, 2024 and 2023

10. Retirement plans (continued):

Defined benefit plan (continued):

Contributions - In accordance with state statutes, annual actuarial valuations determine active member and employer contribution requirements. The combined active member and employer contribution rates are expected to finance the costs of benefits employees earn during the year, with an additional amount to finance any unfunded accrued liability.

For the years ended June 30, 2024 and 2023, statute required active ASRS members to contribute at the following actuarially determined rates on members' annual covered payroll:

	2024	2023
Employee contribution rate	12.14 %	12.03 %
Employer contribution rate	12.03 %	11.92 %

In addition, the University/AZPM was required by statute to contribute for retired members who worked for the University/AZPM in positions that would typically be filled by an employee who contributes to the ASRS. For the years ended June 30, 2024 and 2023, the actuarial determined rates on retired members' annual covered payroll were as follows:

	2024	2023
Employer contribution rate	9.94 %	9.62 %

AZPM's contributions to the pension plan for the years ended June 30, 2024 and 2023 were \$407,295 and \$387,071.

Pension liability - At June 30, 2024 and 2023, AZPM reported a liability of \$4,024,696 and \$3,851,712 for its proportionate share of the ASRS' net pension liability. The 2024 net pension liability was measured as of June 30, 2023. The total pension liability used to calculate the net pension liability was determined using update procedures to roll forward the total pension liability from an actuarial valuation as of June 30, 2022 to the measurement date of June 30, 2023. The 2023 net pension liability was measured as of June 30, 2022. The total pension liability used to calculate the net pension liability was determined using updated procedures to roll forward the total pension liability from an actuarial valuation as of June 30, 2021 to the measurement date of June 30, 2022.

**Arizona Public Media**  
(A Division of the University of Arizona)

**Notes to Financial Statements (continued)**

Years Ended June 30, 2024 and 2023

10. Retirement plans (continued):

Defined benefit plan (continued):

AZPM's proportion of the net pension liability was based on AZPM's actual contributions to the plan relative to the total of the University's contributions. The University's contributions for the years measured as of June 30, 2023 and 2022 was 3.79% and 3.75% of the total of all participating employer's contributions (increase of 0.04%). AZPM's proportion measured as of June 30, 2023 and 2022 was 0.66% and 0.63% of the total University's contribution (increase of 0.03%).

Pension expense and deferred outflows/inflows of resources - For the years ended June 30, 2024 and 2023, AZPM recognized pension expense for ASRS of \$202,358 and \$527,527. At June 30, 2024 and 2023, AZPM reported deferred outflows of resources and deferred inflows of resources related to pensions from the following sources:

	June 30, 2024		June 30, 2023	
	Deferred outflows of resources	Deferred inflows of resources	Deferred outflows of resources	Deferred inflows of resources
Differences between expected and actual experience	\$ 90,945	\$ -	\$ 32,817	\$ -
Net difference between projected and actual earnings on pension plan investments	-	142,397	-	101,455
Changes in assumptions	-	-	191,167	-
Changes in proportion and differences between employer contributions and proportionate share of contributions	30,155	6,767	-	100,995
Contributions subsequent to the measurement date	407,295	-	387,071	-
	\$ 528,395	\$ 149,164	\$ 611,055	\$ 202,450

**Arizona Public Media**  
(A Division of the University of Arizona)

**Notes to Financial Statements (continued)**

Years Ended June 30, 2024 and 2023

10. Retirement plans (continued):

Defined benefit plan (continued):

The \$407,295 reported as deferred outflows of resources related to ASRS pensions resulting from AZPM's contributions subsequent to the measurement date will be recognized as a reduction of the net pension liability in the year ended June 30, 2025. Other amounts reported as deferred outflows of resources and deferred inflows of resources related to ASRS pensions will be recognized in pension expense as follows:

Years ending <u>June 30,</u>	
2025	\$ (10,530)
2026	(153,303)
2027	153,459
2028	(17,690)
2029	-

Actuarial assumptions - The significant actuarial assumptions used to measure the total pension liability are as follows:

Actuarial valuation date	June 30, 2022
Actuarial roll forward date	June 30, 2023
Actuarial cost method	Entry age normal
Investment rate of return	7.0%
Projected salary increases	2.9% - 8.4%
Inflation	2.3%
Permanent benefit increase	Included
Mortality rates	2017 SRA Scale U-MP

Actuarial assumptions used in the June 30, 2022 valuation were based on the results of an actuarial experience study for the 5-year period ended June 30, 2020.

The long-term expected rate of return on ASRS pension plan investments was determined to be 7.0% using a building-block method in which best-estimate ranges of expected future real rates of return (expected returns, net of pension plan investment expense and inflation) are developed for each major asset class. These ranges are combined to produce the long-term expected rate of return by weighting the expected future real rates of return by the target asset allocation percentage.

**Arizona Public Media**  
(A Division of the University of Arizona)

**Notes to Financial Statements (continued)**

Years Ended June 30, 2024 and 2023

10. Retirement plans (continued):

Defined benefit plan (continued):

The target allocation and best estimates of geometric real rates of return for each major asset class are summarized in the following table:

<u>Asset class</u>	<u>Target allocation</u>	<u>Long-term expected geometric real rate of return</u>
Public equity	44 %	3.50 %
Credit	23 %	5.90 %
Interest rate sensitive	6 %	1.50 %
Private equity	10 %	6.70 %
Real estate	17 %	5.90 %
	<u>100 %</u>	

Discount rate - At June 30, 2023, the discount rate used to measure the ASRS total pension liability was 7.0%. At June 30, 2022, the discount rate used to measure the ASRS total pension liability was 7.0%. The projection of cash flows used to determine the discount rate assumed that contributions from participating employers will be made based on the actuarially determined rates based on the ASRS Board's funding policy, which establishes the contractually required rate under Arizona statute. Based on those assumptions, the pension plan's fiduciary net position was projected to be available to make all projected future benefit payments of current plan members. Therefore, the long-term expected rate of return on pension plan investments was applied to all periods of projected benefit payments to determine the total pension liability.

**Arizona Public Media**  
(A Division of the University of Arizona)

**Notes to Financial Statements (continued)**

Years Ended June 30, 2024 and 2023

10. Retirement plans (continued):

Defined benefit plan (continued):

Sensitivity of the AZPM's proportionate share of the ASRS net pension liability to changes in the discount rate - The following table presents the AZPM's proportionate share of the net pension liability calculated using the discount rate of 7.0%, as well as what AZPM's proportionate share of the net pension liability would be if it were calculated using a discount rate that is 1 percentage point lower 6.0% or 1 percentage point higher 8.0% than the current rate:

	1% decrease 6.0%	Current discount rate 7.0%	1% increase 8.0%
AZPM's proportionate share of the net pension liability at June 30, 2024	\$ 6,028,403	\$ 4,024,696	\$ 2,353,959
AZPM's proportionate share of the net pension liability at June 30, 2023	\$ 5,683,092	\$ 3,851,712	\$ 2,324,632

Pension plan fiduciary net position - Detailed information about the pension plan's fiduciary net position is available in the separately issued ASRS financial report.

Defined contribution plans:

Plan description - In accordance with ARS §15-1628, defining the authority under which benefit terms are established or may be amended, University staff, faculty, academic professionals, and administrative officers have the option to participate in defined contribution pension plans. For the years ended June 30, 2024 and 2023, plans offered by the Teachers Insurance Annuity Association/College Retirement Equities Fund (TIAA/CREF) and Fidelity Investments Tax-Exempt Services Company (Fidelity) were approved by the Arizona Board of Regents. Benefits under these plans depend solely on the contributed amounts and the returns earned on investments of those contributions. Contributions made by members vest immediately; University contributions vest after five years of full-time employment. Nonvested contributions held by the University earn interest. Member and University contributions and associated returns earned on investments may be withdrawn upon termination of employment, death or retirement. The distribution of member contributions and associated investment earnings are made in accordance with the member's contract with the applicable insurance and annuity companies.

**Arizona Public Media**  
(A Division of the University of Arizona)

**Notes to Financial Statements (continued)**

Years Ended June 30, 2024 and 2023

10. Retirement plans (continued):

Defined contribution plans (continued):

Funding policy - The Arizona State Legislature establishes the contribution rates for active plan members and the University/AZPM. For the years ended June 30, 2024 and 2023, plan members and the University/AZPM were each required by statute to contribute an amount equal to 7% of a member's compensation.

Pension liability - At June 30, 2024 and 2023, AZPM reported a liability of \$70,944 and \$51,565 for non-vested defined contributions. If individuals terminate employment prior to vesting, any non-vested University/AZPM contributions are retained by the University/AZPM.

Pension expense - For the years ended June 30, 2024 and 2023, AZPM recognized pension expense for Defined Contribution Plans of \$74,183 and \$65,850. For the years ended June 30, 2024 and 2023, no forfeitures were utilized to reduce AZPM's pension expense.

11. Other post-employment benefits (OPEB):

Other postemployment benefits (OPEB) provided as part of the University/AZPM employment include the Arizona Department of Administration (ADOA) sponsored single-employer defined benefit postemployment plan, as well as the ASRS sponsored cost-sharing, multi-employer defined benefit plan for the Long-Term Disability Fund and the Health Benefit Supplement Fund. Although an ASRS net OPEB asset has been recorded at June 30, 2024, this plan has not been further disclosed due to the relative insignificance to AZPM's financial statements.

Changes in AZPM's OPEB liability during the year ended June 30, 2024 and 2023 was as follows:

	<u>2024</u>	<u>2023</u>
Beginning balance	\$ 1,047,357	\$ 1,446,986
Increases	-	-
Decreases	<u>(316,771)</u>	<u>(399,629)</u>
Ending balance	<u>\$ 730,586</u>	<u>\$ 1,047,357</u>
Current portion	<u>\$ 21,507</u>	<u>\$ -</u>

**Arizona Public Media**  
**(A Division of the University of Arizona)**

**Notes to Financial Statements (continued)**

Years Ended June 30, 2024 and 2023

11. Other post-employment benefits (OPEB) (continued):

Arizona Department of Administration:

Plan description - The Arizona Department of Administration (ADOA) administers a single-employer defined benefit postemployment plan that provides medical and accident benefits to retired State employees, including University/AZPM employees and their dependents. Title 38, Chapter 4 of the A.R.S. assigns the authority to establish and amend the benefit provisions to the Arizona State Legislature. The ADOA pays the medical costs incurred by retired employees minus a specified premium amount, which is paid for entirely by the retiree or on behalf of the retiree. These premium rates are based on a blend of active employee and retiree experience, resulting in a contribution basis that is lower than the expected claim costs for retirees only, which results in an implicit subsidization of retirees by the State. ADOA does not issue a separate, publicly available financial report.

A portion of the ADOA plan's implicit rate subsidy represents a liability to the University/AZPM for its proportionate share of the total OPEB liability. The total OPEB liability is allocated to the University, and to AZPM, based on its percentage of contributions to the ADOA medical and dental plans.

Benefits Provided - The ADOA provides medical and accident benefits to retired State employees and their dependents. Dental and vision benefits are also available, but are not valued as there is no implicit subsidization in the retiree rates.

Funding policy - The ADOA's current funding policy for the single-employer plan is pay-as-you-go for OPEB benefits. There are no dedicated assets at this time to offset the total OPEB liability.

OPEB Liability - At June 30, 2024 and 2023, AZPM reported a liability of \$728,405 and \$1,137,247 for its proportionate share of the ADOA's total OPEB liability. The 2024 total OPEB liability was measured as of June 30, 2023 and was determined by an actuarial valuation as of that date. The total OPEB liability as of June 30, 2023, reflects an increase in the discount rate due to changes in the bond index and updates to the health care trend rates to reflect the plan's anticipated experience. The 2023 total OPEB liability was measured as of June 30, 2022 and was determined by an actuarial valuation as of that date. The total OPEB liability as of June 30, 2022 reflects a decrease in the discount rate due to changes in the bond index.

The University's proportion measured as of June 30, 2023 and 2022, was 20.17% and 19.54% (increase 0.63%). AZPM's proportion measured as of June 30, 2023 and 2022, was 0.66% and 0.63% of the total University's contribution (increase of 0.03%).

OPEB Expense and Deferred Outflows/Inflows of Resources - For the years ended June 30, 2024 and 2023, AZPM recognized OPEB expense for ADOA of \$24,098 and \$142,814. At June 30, 2024 and 2023, AZPM reported deferred outflows of resources and deferred inflows of resources related to other postemployment benefits from the following sources:

**Arizona Public Media**  
(A Division of the University of Arizona)

**Notes to Financial Statements (continued)**

Years Ended June 30, 2024 and 2023

11. Other post-employment benefits (OPEB) (continued):

Arizona Department of Administration (continued):

	June 30, 2024		June 30, 2023	
	Deferred outflows of resources	Deferred inflows of resources	Deferred outflows of resources	Deferred inflows of resources
Differences between expected and actual experience	\$ 17,297	\$ 987,385	\$ 23,473	\$ 420,484
Changes of assumptions or other inputs	247,223	349,899	290,317	430,463
Changes in proportion and differences between employer contributions and proportionate share of contributions	112,714	84,552	14,677	98,949
Benefit payments subsequent to the measurement date	21,507	-	31,274	-
	<u>\$ 398,741</u>	<u>\$ 1,421,836</u>	<u>\$ 359,741</u>	<u>\$ 949,896</u>

The \$21,507 reported as deferred outflows of resources related to ADOA OPEB resulting from AZPM's benefit payments subsequent to the measurement date will be recognized as a reduction of the net OPEB liability in the year ended June 30, 2025. Other amounts reported as deferred outflows of resources and deferred inflows of resources related to ADOA OPEB will be recognized in OPEB expense as follows:

Years ending <u>June 30,</u>	
2025	\$ (157,006)
2026	(135,985)
2027	(167,110)
2028	(204,997)
2029	(179,713)
Thereafter	(199,790)



**Arizona Public Media**  
(A Division of the University of Arizona)

**Notes to Financial Statements (continued)**

Years Ended June 30, 2024 and 2023

11. Other post-employment benefits (OPEB) (continued):

Arizona Department of Administration (continued):

Actuarial assumptions - The significant actuarial assumptions used to measure ADOA's total OPEB liability are as follows:

Actuarial valuation date	June 30, 2023
Actuarial cost method	Entry age normal
Salary increase	2.9% to 8.4% varying by years of service
Discount rate	3.86% as of June 30, 2023
Healthcare cost trend rates:	
Medical (pre-65)	7.2% declining to 4.25% after 16 years
Medical (post-65)	5.1% declining to 4.25% after 10 years
Administrative costs	None
Contribution trend rates:	
Pre-65	7.2% declining to 4.25% after 16 years
Post-65	5.1% declining to 4.25% after 10 years
Mortality rates:	
Employees	Pub-2010 General Employee Mortality Tables projected with generational improvements from 2017 in accordance with the Ultimate MP scales
Healthy retirees and spouses	2017 State Retirees of Arizona Mortality Tables projected with generational improvements from 2017 in accordance with the Ultimate MP scales
Disabled retirees	Pub-2010 Disabled Retiree Mortality Tables projected with generational improvements from 2017 in accordance with the Ultimate MP scales

Benefit projections assume the specified premium amount will follow the current pattern of practice of being paid for entirely by the retiree or on behalf of the retiree. The specified premium amounts are projected to increase at the contribution trend rates noted above. Actuarial assumptions used in the June 30, 2023 valuation were based on the results of an actuarial experience study for the 5-year period ended June 30, 2020.

Discount rate - The discount rate was based on the Fidelity "20-Year Municipal GO AA Index."

**Arizona Public Media**  
(A Division of the University of Arizona)

**Notes to Financial Statements (continued)**

Years Ended June 30, 2024 and 2023

11. Other post-employment benefits (OPEB) (continued):

Arizona Department of Administration (continued):

Sensitivity of the AZPM's proportionate share of the ADOA's total OPEB liability - The following table presents the AZPM's proportionate share of the total OPEB liability calculated using the discount rate of 3.86%, as well as what AZPM's proportionate share of the total OPEB liability would be if it were calculated using a discount rate that is 1 percentage point lower 2.86% or 1 percentage point higher 4.86% than the current rate:

	1% decrease 2.86%	Current discount rate 3.86%	1% increase 4.86%
AZPM's proportionate share of the total OPEB liability at June 30, 2024	\$ 838,719	\$ 728,405	\$ 638,660
	1% decrease 2.69%	Current discount rate 3.69%	1% increase 4.69%
AZPM's proportionate share of the total OPEB liability at June 30, 2023	\$ 1,337,348	\$ 1,137,247	\$ 978,708

The following table presents AZPM's proportionate share of the total OPEB liability calculated using the healthcare cost and contribution trend rates stated above, as well as what the AZPM's proportionate share of the total OPEB liability would be if it were calculated using healthcare cost and contribution trend rates that are 1 percentage point lower or 1 percentage point higher than the current rates:

	1% decrease in trend rates	Current trend rate	1% increase in trend rates
AZPM's proportionate share of the total OPEB liability at June 30, 2024	\$ 617,127	\$ 728,405	\$ 870,265
AZPM's proportionate share of the total OPEB liability at June 30, 2023	\$ 943,442	\$ 1,137,247	\$ 1,390,207

**Arizona Public Media**  
(A Division of the University of Arizona)

**Notes to Financial Statements (continued)**

Years Ended June 30, 2024 and 2023

12. Individual station financial information:

	STATEMENTS OF NET POSITION				June 30, 2023
	June 30, 2024				
	KUAT-TV	KUAT-FM	KUAZ	Combined total	
<b>Assets and deferred outflows of resources</b>					
Current assets:					
Cash and cash equivalents:					
Funds held by the University	\$ 11,672,114	\$ 1,512,811	\$ 3,981,238	\$ 17,166,163	\$ 24,002,164
Funds held by the Foundation	18,841,809	2,788,980	5,679,980	27,310,769	22,366,212
Accounts receivable, net	871,990	114,221	531,733	1,517,944	1,421,723
Pledges receivable - capital campaign, net	1,021,694	152,492	350,732	1,524,918	747,842
Prepaid expenses	86,521	2,840	14,478	103,839	229,938
Interfund eliminations (transfers between stations)	480,242	(4,034,955)	3,554,713	-	-
Total current assets	32,974,370	536,389	14,112,874	47,623,633	48,767,879
Capital assets, non-depreciable	10,029,781	1,496,351	3,439,356	14,965,488	4,212,904
Capital assets, depreciable (net)	1,753,369	274,852	429,750	2,457,971	2,688,377
OPEB assets	52,534	16,028	20,480	89,042	-
Pledges receivable - capital campaign, net of current portion	2,209,391	329,760	758,448	3,297,599	2,828,272
Endowment investments	4,650,946	1,270,074	809,859	6,730,879	6,549,682
Other assets	30,122	595	691	31,408	71,692
Total assets	51,700,513	3,924,049	19,571,458	75,196,020	65,118,806
Deferred outflows of resources:					
Deferred outflows related to pensions/OPEB	556,956	170,359	215,447	942,762	982,754
Total assets and deferred outflows of resources	\$ 52,257,469	\$ 4,094,408	\$ 19,786,905	\$ 76,138,782	\$ 66,101,560

**Arizona Public Media**  
(A Division of the University of Arizona)

**Notes to Financial Statements (continued)**

Years Ended June 30, 2024 and 2023

12. Individual station financial information (continued):

**STATEMENTS OF NET POSITION (CONTINUED)**

	June 30, 2024			June 30, 2023	
	KUAT-TV	KUAT-FM	KUAZ	Combined total	Combined total
<b>Liabilities, deferred inflows of resources and net position</b>					
Current liabilities:					
Accounts payable	\$ 1,553,936	\$ 205,074	\$ 462,303	\$ 2,221,313	\$ 262,496
Accrued expenses and other liabilities	377,276	97,845	156,254	631,375	646,507
Current portion of defined contribution plans liability	<u>9,044</u>	<u>2,759</u>	<u>3,526</u>	<u>15,329</u>	<u>23,452</u>
Total current liabilities	1,940,256	305,678	622,083	2,868,017	932,455
Defined contribution plans liability, net of current portion	32,813	10,011	12,791	55,615	28,113
Net pension liability	2,374,571	724,445	925,680	4,024,696	3,851,712
Net OPEB liability	<u>418,356</u>	<u>127,634</u>	<u>163,088</u>	<u>709,078</u>	<u>1,047,357</u>
Total liabilities	<u>4,765,996</u>	<u>1,167,768</u>	<u>1,723,642</u>	<u>7,657,406</u>	<u>5,859,637</u>
Deferred inflows of resources:					
Deferred inflows related to pensions/OPEB	<u>953,244</u>	<u>290,820</u>	<u>371,603</u>	<u>1,615,667</u>	<u>1,210,558</u>
Net position:					
Investment in capital assets	11,783,150	1,771,203	3,869,106	17,423,459	6,901,281
Restricted:					
Nonexpendable - endowments	3,553,200	888,813	705,903	5,147,916	5,006,812
Expendable - station programs/projects	15,469,125	1,938,146	4,481,466	21,888,737	22,771,984
Unrestricted	<u>15,732,754</u>	<u>(1,962,342)</u>	<u>8,635,185</u>	<u>22,405,597</u>	<u>24,351,288</u>
Total net position	<u>46,538,229</u>	<u>2,635,820</u>	<u>17,691,660</u>	<u>66,865,709</u>	<u>59,031,365</u>
Total liabilities, deferred inflows of resources, and net position	<u>\$ 52,257,469</u>	<u>\$ 4,094,408</u>	<u>\$ 19,786,905</u>	<u>\$ 76,138,782</u>	<u>\$ 66,101,560</u>

**Arizona Public Media**  
(A Division of the University of Arizona)

**Notes to Financial Statements (continued)**

Years Ended June 30, 2024 and 2023

12. Individual station financial information (continued):

**STATEMENTS OF REVENUES, EXPENSES AND CHANGES IN NET POSITION**

	June 30, 2024			June 30, 2023	
	KUAT-TV	KUAT-FM	KUAZ	Combined total	Combined total
Operating revenues:					
Grants and contracts	\$ 8,000	\$ -	\$ -	\$ 8,000	\$ -
Auxiliary enterprises	<u>1,031,180</u>	<u>8,610</u>	<u>8,610</u>	<u>1,048,400</u>	<u>1,023,428</u>
	<u>1,039,180</u>	<u>8,610</u>	<u>8,610</u>	<u>1,056,400</u>	<u>1,023,428</u>
Operating expenses:					
Program services:					
Programming and production	3,834,390	723,902	1,676,035	6,234,327	5,353,371
Broadcasting	1,568,086	108,480	159,663	1,836,229	1,960,491
Public information and promotion	686,556	80,073	80,010	846,639	647,268
Support services:					
Management and general	912,699	211,729	295,482	1,419,910	1,378,070
Fundraising and membership development	<u>1,961,014</u>	<u>704,917</u>	<u>1,145,935</u>	<u>3,811,866</u>	<u>3,326,248</u>
Total operating expenses	<u>8,962,745</u>	<u>1,829,101</u>	<u>3,357,125</u>	<u>14,148,971</u>	<u>12,665,448</u>
Operating loss	<u>(7,923,565)</u>	<u>(1,820,491)</u>	<u>(3,348,515)</u>	<u>(13,092,571)</u>	<u>(11,642,020)</u>
Nonoperating revenues:					
General appropriation from the University	509,503	99,620	99,620	708,743	950,922
Donated facilities and administrative support from the University	1,148,643	237,010	434,186	1,819,839	1,596,082
Corporation for Public Broadcasting grants	1,706,851	-	755,536	2,462,387	2,018,853
Subscription and membership income	3,357,147	536,550	1,181,061	5,074,758	5,125,866
Business and underwriting	445,882	78,112	958,890	1,482,884	1,404,744
Legacies and bequests	1,402,147	290,444	880,687	2,573,278	2,463,463
Other gifts and contributions	9,365	8,777	-	18,142	428,463
Investment income (loss), net	455,541	104,435	101,758	661,734	636,062
Other nonoperating revenues	<u>151,720</u>	<u>8,769</u>	<u>8,769</u>	<u>169,258</u>	<u>206,783</u>
Nonoperating revenues	<u>9,186,799</u>	<u>1,363,717</u>	<u>4,420,507</u>	<u>14,971,023</u>	<u>14,831,238</u>
Increase before capital additions	1,263,234	(456,774)	1,071,992	1,878,452	3,189,218
Capital grants, gifts and conveyances	<u>3,990,448</u>	<u>595,589</u>	<u>1,369,855</u>	<u>5,955,892</u>	<u>5,847,127</u>
Increase in net position	5,253,682	138,815	2,441,847	7,834,344	9,036,345
Net position, beginning of year	<u>41,284,547</u>	<u>2,497,005</u>	<u>15,249,813</u>	<u>59,031,365</u>	<u>49,995,020</u>
Net position, end of year	<u>\$ 46,538,229</u>	<u>\$ 2,635,820</u>	<u>\$ 17,691,660</u>	<u>\$ 66,865,709</u>	<u>\$ 59,031,365</u>

## **Required Supplementary Information**

**Arizona Public Media**  
(A Division of the University of Arizona)

**Schedule of AZPM's Proportionate Share of the Net Pension Liability - Arizona State Requirement System**  
Years Ended June 30, 2024 and 2023

Reporting fiscal year (Measurement date)	2024 (2023)	2023 (2022)	2022 (2021)	2021 (2020)	2020 (2019)	2019 (2018)	2018 (2017)	2017 (2016)	2016 (2015)	2015 (2014)
AZPM's proportion of the University's net pension liability	0.6557 %	0.6296 %	0.6949 %	0.6742 %	0.6936 %	0.6986 %	0.7885 %	0.7914 %	0.7561 %	0.8218 %
AZPM's proportionate share of the net pension liability	\$ 4,024,696	\$ 3,851,712	\$ 3,441,147	\$ 4,739,086	\$ 4,319,354	\$ 3,947,212	\$ 4,718,852	\$ 4,920,007	\$ 4,599,825	\$ 4,789,299
AZPM's covered payroll	\$ 3,261,592	\$ 2,818,463	\$ 2,951,704	\$ 2,993,501	\$ 3,137,070	\$ 2,822,075	\$ 2,963,899	\$ 2,865,148	\$ 2,832,105	\$ 2,791,097
AZPM's proportionate share of the net pension liability as a percentage of its covered payroll	123 %	137 %	117 %	158 %	138 %	140 %	159 %	172 %	162 %	172 %
Plan fiduciary net position as a percentage of total pension liability	75 %	74 %	79 %	69 %	73 %	73 %	70 %	67 %	68 %	69 %

**Arizona Public Media**  
(A Division of the University of Arizona)

**Schedule of Pension Contributions - Arizona State Retirement System**

Years Ended June 30, 2024 and 2023

Reporting fiscal year	2024	2023	2022	2021	2020	2019	2018	2017	2016	2015
Statutorily required contribution	\$ 407,295	\$ 387,071	\$ 336,851	\$ 343,223	\$ 342,181	\$ 350,288	\$ 306,738	\$ 335,382	\$ 308,270	\$ 297,737
Contributions in relation to the statutorily required contribution	<u>407,295</u>	<u>387,071</u>	<u>336,851</u>	<u>343,223</u>	<u>342,181</u>	<u>350,288</u>	<u>306,738</u>	<u>335,382</u>	<u>308,270</u>	<u>297,737</u>
Contribution deficiency (excess)	<u>\$ -</u>	<u>\$ -</u>	<u>\$ -</u>	<u>\$ -</u>	<u>\$ -</u>	<u>\$ -</u>	<u>\$ -</u>	<u>\$ -</u>	<u>\$ -</u>	<u>\$ -</u>
AZPM's covered payroll	\$ 3,379,700	\$ 3,261,592	\$ 2,818,463	\$ 2,951,704	\$ 2,993,501	\$ 3,137,070	\$ 2,822,075	\$ 2,963,899	\$ 2,865,148	\$ 2,832,105
Contributions as a percentage of covered payroll	12.05 %	11.87 %	11.95 %	11.63 %	11.43 %	11.17 %	10.87 %	11.32 %	10.76 %	10.51 %



**Arizona Public Media**  
(A Division of the University of Arizona)

**Schedule of AZPM's Proportionate Share of the Total OPEB Liability - Arizona Department of Administration**

Years Ended June 30, 2024 and 2023

(schedule to be built prospectively from 2018; 2017 - 2015 information not available)

Reporting fiscal year (Measurement date)	2024 (2023)	2023 (2022)	2022 (2021)	2021 (2020)	2020 (2019)	2019 (2018)	2018 (2017)	2017 (2016)	2016 (2015)	2015 (2014)
AZPM's proportion of the total OPEB liability	0.13 %	0.12 %	0.13 %	0.13 %	0.14 %	0.13 %	0.15 %	- %	- %	- %
AZPM's proportionate share of the total OPEB liability	\$ 728,405	\$ 1,137,247	\$ 1,530,628	\$ 2,097,572	\$ 1,738,774	\$ 1,164,777	\$ 1,276,549	\$ -	\$ -	\$ -
AZPM's covered-employee payroll	\$ 4,202,303	\$ 3,801,678	\$ 3,899,630	\$ 3,897,034	\$ 3,983,816	\$ 3,729,097	\$ 3,797,191	\$ -	\$ -	\$ -
AZPM's proportionate share of the total OPEB liability as a percentage of its covered-employee payroll	17 %	30 %	39 %	54 %	44 %	31 %	34 %	- %	- %	- %

\* There are no dedicated assets at this time to offset the total OPEB liability.

## **Supplementary Information**

**Arizona Public Media**  
(A Division of the University of Arizona)

**Statement of Functional Expenses by Station**

Years Ended June 30, 2024

	Program Services				Supporting Services			Total expenses
	Programming and production	Broadcasting	Public info and promotion	Total program services	Management and general	Fundraising and membership development	Total supporting services	
<b>KUAT - TV</b>								
Salaries	\$ 1,520,056	\$ 677,644	\$ 553,734	\$ 2,751,434	\$ 665,283	\$ 558,189	\$ 1,223,472	\$ 3,974,906
General operations	1,678,499	607,182	41,171	2,326,852	126,059	1,142,152	1,268,211	3,595,063
Travel and training	13,333	5,553	1,457	20,343	1,454	3,051	4,505	24,848
Indirect administration support	485,767	195,157	90,194	771,118	119,903	257,622	377,525	1,148,643
Depreciation	<u>136,735</u>	<u>82,550</u>	<u>-</u>	<u>219,285</u>	<u>-</u>	<u>-</u>	<u>-</u>	<u>219,285</u>
Total KUAT - TV expenses	<u>3,834,390</u>	<u>1,568,086</u>	<u>686,556</u>	<u>6,089,032</u>	<u>912,699</u>	<u>1,961,014</u>	<u>2,873,713</u>	<u>8,962,745</u>
<b>KUAT - FM</b>								
Salaries	559,760	66,934	57,400	684,094	145,425	320,349	465,774	1,149,868
General operations	57,612	15,033	11,877	84,522	38,067	290,640	328,707	413,229
Travel and training	1,511	479	277	2,267	422	1,322	1,744	4,011
Indirect administration support	93,600	12,469	10,519	116,588	27,815	92,606	120,421	237,009
Depreciation	<u>11,419</u>	<u>13,565</u>	<u>-</u>	<u>24,984</u>	<u>-</u>	<u>-</u>	<u>-</u>	<u>24,984</u>
Total KUAT - FM expenses	<u>723,902</u>	<u>108,480</u>	<u>80,073</u>	<u>912,455</u>	<u>211,729</u>	<u>704,917</u>	<u>916,646</u>	<u>1,829,101</u>
<b>KUAZ</b>								
Salaries	713,762	78,749	57,344	849,855	208,331	456,357	664,688	1,514,543
General operations	727,078	24,204	11,878	763,160	47,764	537,640	585,404	1,348,564
Travel and training	5,089	372	277	5,738	569	1,395	1,964	7,702
Indirect administration support	218,687	15,627	10,511	244,825	38,818	150,543	189,361	434,186
Depreciation	<u>11,419</u>	<u>40,711</u>	<u>-</u>	<u>52,130</u>	<u>-</u>	<u>-</u>	<u>-</u>	<u>52,130</u>
Total KUAZ expenses	<u>1,676,035</u>	<u>159,663</u>	<u>80,010</u>	<u>1,915,708</u>	<u>295,482</u>	<u>1,145,935</u>	<u>1,441,417</u>	<u>3,357,125</u>
	<u>\$ 6,234,327</u>	<u>\$ 1,836,229</u>	<u>\$ 846,639</u>	<u>\$ 8,917,195</u>	<u>\$ 1,419,910</u>	<u>\$ 3,811,866</u>	<u>\$ 5,231,776</u>	<u>\$ 14,148,971</u>

**Arizona Public Media**  
(A Division of the University of Arizona)

**Statement of Functional Expenses by Station**

Years Ended June 30, 2023

	Program Services				Supporting Services			Total expenses
	Programming and production	Broadcasting	Public info and promotion	Total program services	Management and general	Fundraising and membership development	Total supporting services	
<b>KUAT - TV</b>								
Salaries	\$ 1,163,625	\$ 649,874	\$ 377,515	\$ 2,191,014	\$ 631,407	\$ 444,901	\$ 1,076,308	\$ 3,267,322
General operations	1,649,802	764,743	63,457	2,478,002	116,250	1,099,703	1,215,953	3,693,955
Travel and training	4,866	10,743	3,604	19,213	4,035	3,027	7,062	26,275
Indirect administration support	417,554	211,180	65,868	694,602	111,370	229,296	340,666	1,035,268
Depreciation	<u>133,107</u>	<u>83,717</u>	<u>-</u>	<u>216,824</u>	<u>-</u>	<u>-</u>	<u>-</u>	<u>216,824</u>
Total KUAT - TV expenses	<u>3,368,954</u>	<u>1,720,257</u>	<u>510,444</u>	<u>5,599,655</u>	<u>863,062</u>	<u>1,776,927</u>	<u>2,639,989</u>	<u>8,239,644</u>
<b>KUAT - FM</b>								
Salaries	419,082	51,308	42,506	512,896	183,042	259,963	443,005	955,901
General operations	60,908	20,956	15,542	97,406	35,088	258,966	294,054	391,460
Travel and training	836	730	654	2,220	1,269	1,360	2,629	4,849
Indirect administration support	71,239	10,815	8,697	90,751	32,506	77,085	109,591	200,342
Depreciation	<u>12,753</u>	<u>13,565</u>	<u>-</u>	<u>26,318</u>	<u>-</u>	<u>-</u>	<u>-</u>	<u>26,318</u>
Total KUAT - FM expenses	<u>564,818</u>	<u>97,374</u>	<u>67,399</u>	<u>729,591</u>	<u>251,905</u>	<u>597,374</u>	<u>849,279</u>	<u>1,578,870</u>
<b>KUAZ</b>								
Salaries	611,137	59,896	44,271	715,304	184,385	353,667	538,052	1,253,356
General operations	612,243	28,474	15,541	656,258	43,254	474,080	517,334	1,173,592
Travel and training	1,926	598	654	3,178	1,513	1,360	2,873	6,051
Indirect administration support	181,540	13,181	8,959	203,680	33,951	122,840	156,791	360,471
Depreciation	<u>12,753</u>	<u>40,711</u>	<u>-</u>	<u>53,464</u>	<u>-</u>	<u>-</u>	<u>-</u>	<u>53,464</u>
Total KUAZ expenses	<u>1,419,599</u>	<u>142,860</u>	<u>69,425</u>	<u>1,631,884</u>	<u>263,103</u>	<u>951,947</u>	<u>1,215,050</u>	<u>2,846,934</u>
	<u>\$ 5,353,371</u>	<u>\$ 1,960,491</u>	<u>\$ 647,268</u>	<u>\$ 7,961,130</u>	<u>\$ 1,378,070</u>	<u>\$ 3,326,248</u>	<u>\$ 4,704,318</u>	<u>\$ 12,665,448</u>